



Getting started with mySecondTeacher

mySecondTeacher (MST) is an online learning platform used globally by schools, teachers and students (including homeschoolers). On MST, you can learn from fun and interactive videos, take quizzes and get diagnostic reports on your strengths and weaknesses, access eBooks and read your own comments from any device, challenge friends on kahoot!, attend live online classes with your school teachers, and even socialise with your friends.



There's lots to do, but it's really easy to do them! This manual will get you started 😊




Watch our video - "Do you miss school?"
<https://www.youtube.com/watch?v=w73UwHPAbuY>




Our Learning Resources

Interactive Video Lessons

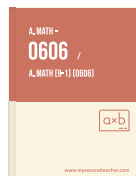
Available Now



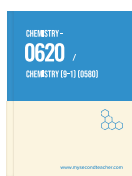
IGCSE Physics



IGCSE Biology




IGCSE A Math



IGCSE Chemistry

AS / A Level subjects coming online in 2021!



eBooks

We have eTextbooks and eWorkbooks of Maths and Science from Primary 1 to Primary 6

Top Science eTextbooks



Top Science eWorkbooks



Top Maths eTextbooks



Top Maths eWorkbooks




What students say about mySecondTeacher



Nao from Thailand

Ever since I started watching the videos, I start to understand more. It's like everything now makes sense. I know it helped me cuz I did Atomic Physics test last week and my score improved so much compared to previously.



Hashim from Saudi Arabia

Yeaaaahhhh! I mean it's amazing.... the diagnostic report.



Caitlyn from Indonesia

This chat thing! It's so convenient to be able to ask someone all my doubts.



Bernice from Malaysia

It's fun! I didn't know something like this existed or I would have started using it long time ago!



Tony from Singapore

The interactive videos cover the entire syllabus and even comes with loads of questions. So I don't need to refer to the textbook and workbook anymore.



Lydia from Indonesia

Your videos are really helpful! Thanks for helping me and my friends achieve higher grades!



FACT

Official IGCSE Cambridge Results (2019 June Series):

70% of ALL our students scored a distinction for IGCSE Physics.

The average grade of ALL our students is 7.5, which is between A and B.

What's mySecondTeacher?

mySecondTeacher is an online platform that serves as your second teacher. Our platform features:



Learn/Revise

Learn from interactive videos and/or eTextBooks.




Get Answers

Get immediate academic help from qualified teachers.



Test yourself

Get diagnostic reports or create your own mock test papers for practice.



Socialise

Socialise with members of your community, including entering live video and text-chat sessions with your teachers and friends.



Assignments

Get and submit work that your teachers have assigned to you.

Watch our video - "How can I ace my tests?"
<https://www.youtube.com/watch?v=qp50uE4Cuuk>



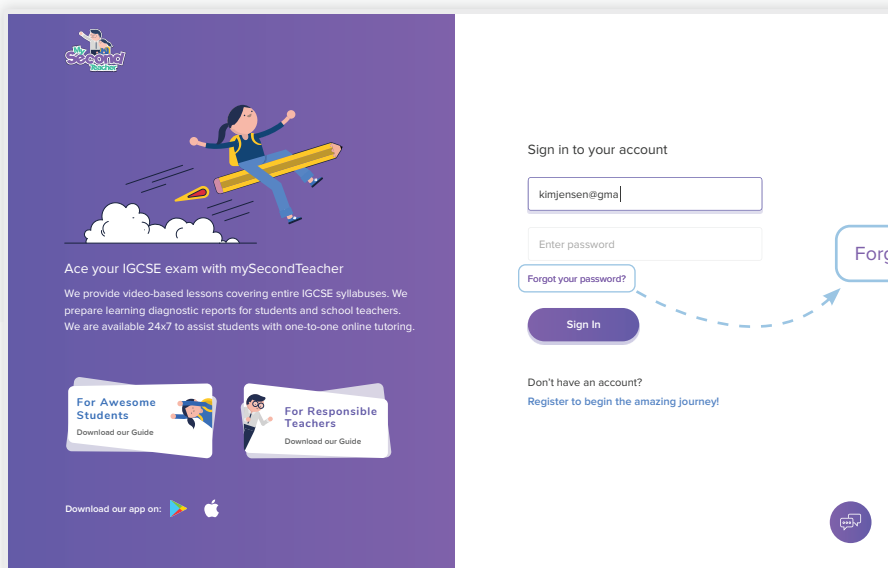
Expert Tip :

Your account is highly individualised. The videos that you've watched, the eBooks that you've read, the assessments that you've taken, the feedback that we've given - everything is personalised to your progress. Hence, let your friends create their own accounts (so that they don't mess up your excellent track record!)



Entering the Doors of Knowledge

Visit our website at mySecondTeacher.com and click on 'Login' to enter our doors of knowledge. If your school has already registered on your behalf, or if you have pre-registered, simply enter your email address and password and the doors of knowledge will open up for you.

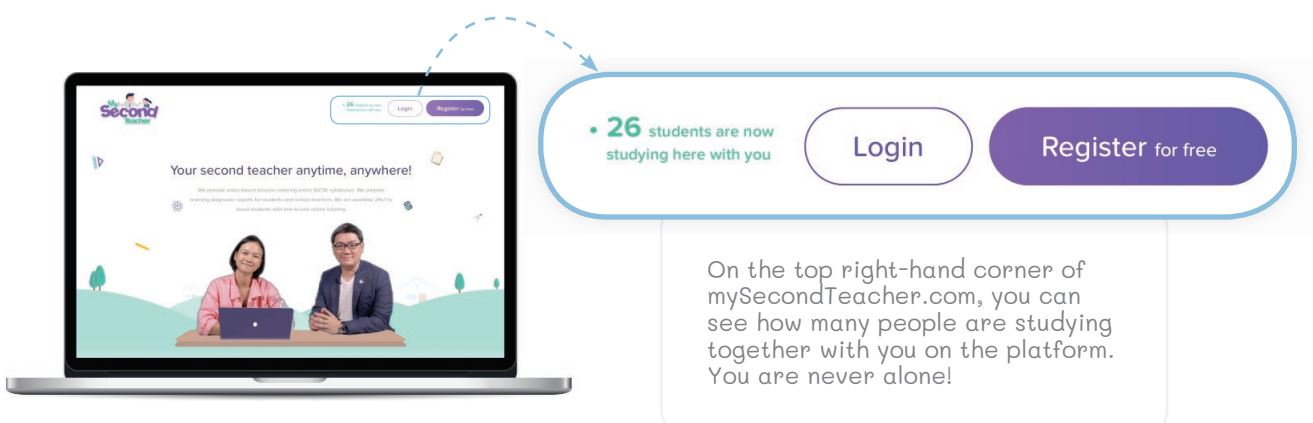


Forgot your password?

Forgot your password?

No worries, click here and we'll send a new one to your email address. If your school signed you up without an email address, please ask your school teacher to login to the platform and inform us to reset your password for you.

Your school didn't sign you up? Send them this document and let them know that we'd be most happy to give them a product demonstration! In the meantime, click on 'Register for Free' and create an account for yourself. Absolutely free! Start learning with us to get a head-start. Then, invite your friends to learn together 😊



• 26 students are now studying here with you

Login

Register for free

On the top right-hand corner of mySecondTeacher.com, you can see how many people are studying together with you on the platform. You are never alone!

Your Dashboard

mySecondTeacher's dashboard will help you manage your overall learning experience. Depending on whether you launch mySecondTeacher using a web-browser, via our Android App, or via our iOS App, the dashboard might look a little different. However, it's all really intuitive and you can't break anything. So, just click on and explore!



Click Here
To return to the Dashboard no matter where you are

Click Here
To view notifications

Click Here
To change your profile picture, email address, password etc.

45 Tutor Credits
Check your Tutor Credits here

Learn/Revise
Click here if you want to learn something new, or revise something that you've already learned

Get Answers
Click here if you need us to help you solve a question or explain a particular concept to you

Test yourself
Click here to assess how good you are, and identify areas of weakness so that you can directly work on those areas

Socialise
Click here to socialise with members of your community, including entering live video and text-chat sessions

Get & Submit Assignments
Click here to get and submit work that your teachers have assigned to you

Task List
Open your to-do

Click Here
To initiate chat for support

Task List Collapse your to-do

Today Tomorrow

Scheduled Classes	Assignments
Chat Session A (10:00 AM - 11:00 AM)	Home Work Chem1 Jump to Page
Individual session with Teacher Kelvin (10:00 AM - 11:00 AM) Join Session	Chemistry Assignment 3
Chemistry Classroom A (10:00 AM - 11:00 AM)	

You can get an overview of your activities - **Scheduled Classes** and **Assignments** for the day and the next day.



Learn/Revise



Click on the Learn/Revise button on the Dashboard whenever you want to learn or revise something. Our learning resources include a comprehensive interactive video library which covers entire subject syllabuses, complete eTextbooks, eWorkbooks, eRevision guides, and others.

My Home Tab

My Home

Click Here

To learn something new, or revise something that you've already learnt

[Learn/Revise](#)

Click here if you want to learn something new, or revise something that you've already learned

The screenshot shows the MySecondTeacher dashboard. At the top, there is a search bar and navigation tabs: My Home, My Subjects, My Chat Room, My Testpapers, and My Classroom. The user has 45 Tutor Credits. The main content area features a welcome message and several interactive buttons: Learn/Revise, Get Answers, Test yourself, Socialise, and Get & Submit Assignments. A Task List section is also visible at the bottom. A callout box points to the Learn/Revise button.

This screenshot is similar to the previous one, but the 'My Subjects' tab in the navigation bar is highlighted with a callout box.

My Subjects

You can also go to **My Subjects Tab** to learn something new, or revise something that you've already learnt

Learn/Revise (continued...)

My Subjects Tab

My Subjects

Here
You can access the
interactive videos and
eBooks that you've
subscribed to

List of interactive
videos of different
subjects

Interactive Videos

Click Here
To view interactive
videos of Physics



IGCSE Physics
2019 - 2020 Syllabus
Premium plan till June 12, 2020

73% 65%

eBooks

List of eBooks of
different subjects

Click Here
To start access
the eBook



**Top Maths Student Book
(Grade 9)**
Maths
Premium plan till June 12, 2020

73%

The screenshot shows the 'My Subjects' tab with a search bar and navigation links. Under 'Interactive Videos', there are cards for IGCSE Physics, IGCSE Business Studies and Corporate Law, IGCSE Biology, and IGCSE Maths. Under 'eBooks', there are cards for Top Science Student Book (Grade 9) and Top Maths Student Book (Grade 9). Each card displays progress percentages and plan details.

This screenshot shows the 'IGCSE Physics 0625' subject page. It features a 'Subject Summary Report' with 'Interactive Videos' and 'Diagnostic Reports' tabs. A 'Continue Watching' section displays five video thumbnails with titles like '1.01 General Information and...', '1.02 SI Units', '1.03 Measurement Precision...', '1.04 Rules and Micrometer...', and '1.05 Measurement of...'. A 'Chapter List' on the left shows progress for General Physics (67%), Thermal Physics (0%), Waves (0%), Electricity and Magnetism (0%), and Atomic Physics (0%). An 'Admin and Course Knowledge' section includes a video thumbnail and a 'Basic Measurement and Units' section with three video thumbnails.

This screenshot shows the 'Book Content' page for 'Top Science (Grade 9) - Book 1'. It includes a 'Table of Contents' with chapters like 'Introduction', 'Chapter 1: The Five Senses', 'Chapter 2: Making Observations', 'Chapter 3: What is Alive?', 'Chapter 4: Plants', 'Chapter 5: Animals', 'Chapter 6: Your Body', 'Chapter 5: Earth', and 'Course Evaluation'. A 'Pages' section displays a grid of page thumbnails for 'Chapter 2: Making Observations', showing pages 13 through 21.

*this layout format is available in Sep 2020



Get Answers

Schedule a selected time slot or an ad-hoc tutorial session with our subject experts who will help you solve any academic problem in detail with clarity.



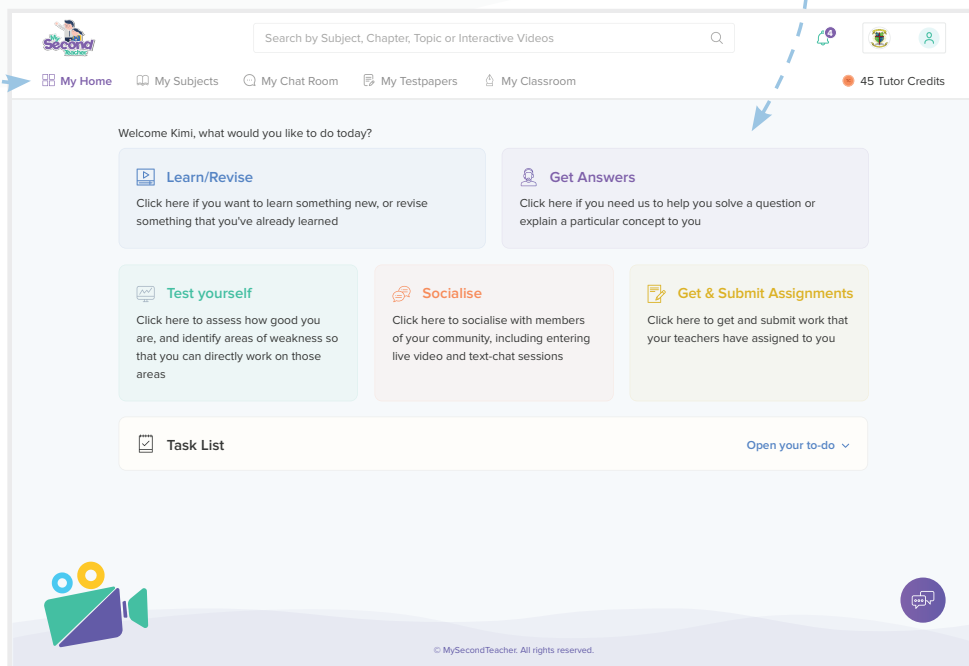
Click Here
If you need us to help you solve a question or explain a particular concept to you

My Home Tab

 **My Home**

 **Get Answers**

Click here if you need us to help you solve a question or explain a particular concept to you



The screenshot shows the MySecondTeacher website interface. At the top, there is a search bar with the text "Search by Subject, Chapter, Topic or Interactive Videos" and a magnifying glass icon. Below the search bar is a navigation menu with links for "My Home", "My Subjects", "My Chat Room", "My Testpapers", and "My Classroom". On the right side of the navigation menu, there is a notification icon, a profile icon, and a "45 Tutor Credits" indicator. The main content area starts with a welcome message: "Welcome Kimi, what would you like to do today?". Below this, there are five main action cards: "Learn/Revise" (with a play icon), "Get Answers" (with a user icon), "Test yourself" (with a document icon), "Socialise" (with a speech bubble icon), and "Get & Submit Assignments" (with a document icon). Each card has a brief description of the service. At the bottom of the main content area, there is a "Task List" section with a checkmark icon and a dropdown menu labeled "Open your to-do". The footer of the page features a logo on the left and a copyright notice "© MySecondTeacher. All rights reserved." on the right.

Get Answers (continued...)

You can directly contact a tutor anytime from anywhere to help you with your problem through live text, audio or video sessions.

Pop-up

Get Answers

We notice that you do not have any tutor credits available in your account. Do consider topping up your tutor credits by [clicking here](#).

How do our live tutors charge?

Live Text-based Tutoring	1 tutor credit per 10-minute block
Live Video-based Tutoring	4 tutor credits per 10-minute block

Important: To save time and money, do prepare your question beforehand (along with your attempted working).

Close

You can also pre-schedule a session with our tutors for further understanding of a topic or a subject for a specific time at your own convenience.


student1@gmail.com
Hello! I need help

June 20, 12:45

Teacher1@mysecondteacher.com
Hi! How can i help you?

June 20, 12:46

student1@gmail.com
Here's my question



June 20, 12:47

Teacher1@mysecondteacher.com
Oh hey! It's a question about measuring the speed of sound in air.

June 20, 12:48

Teacher1@mysecondteacher.com
Here's the solution...

[measuring the speed of sound in air.docx](#)

June 20, 12:49

Send a message...

Adding Tutor Credits

Tutor credits can be used to ask questions to our tutors regarding subject matter. Certain tutor credits will be deducted depending on the complexity of the question asked. You can add tutor credits via various payment gateways.

Kim Jensen
kimjensen@gmail.com

2 TC Remaining

Insufficient Tutor Credits
You do not have enough Tutor Credit to buy this subject. Please top up tutor credit before you proceed.

Add Tutor Credits

How many Tutor Credits do you want to topup to your account?

Choose a payment method:

stripe PayPal

Continue

Kim Jensen
kimjensen@gmail.com

2 TC Remaining

Insufficient Tutor Credits
You do not have enough Tutor Credit to buy this subject. Please top up tutor credit before you proceed.

Enter Card Detail

< Back

Card Number

Expiration Date CVC

MM/YY CVC

Continue

Credit Top-up Successful

Your coupon code has been redeemed successfully.
5 Tutor Credits has been added to your account.

Kim Jensen
kimjensen@gmail.com

Your Current Tutor Credits

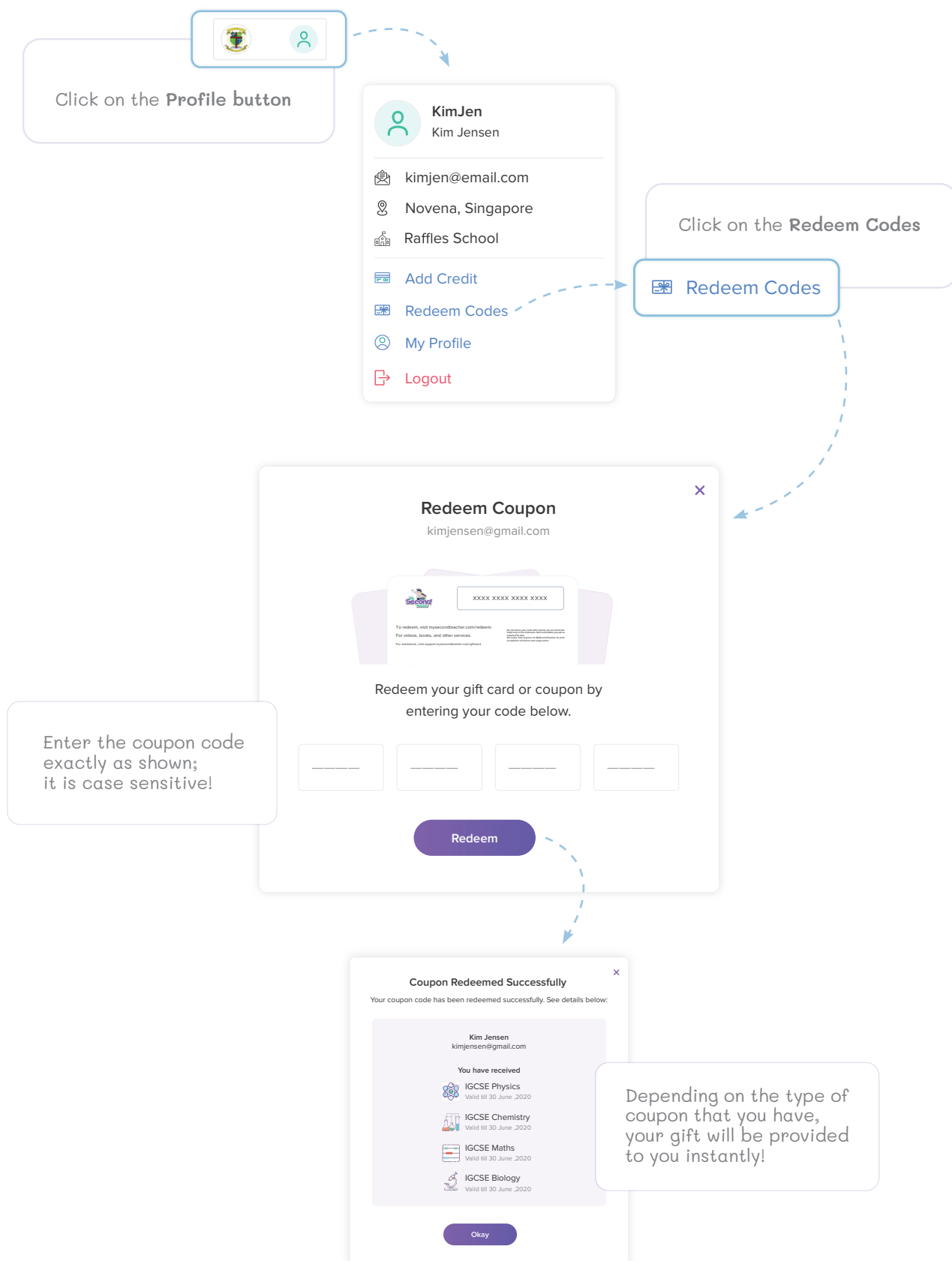
7 Tutor Credits

Okay

Note: You need to add a minimum of 5 Tutor Credits per transaction.

Using Redemption Codes

Sometimes you might gain possession of certain “Coupons” which you can redeem for Tutor Credits or subscriptions to our interactive video series or eBooks. Redeeming these coupons is really simple, so just follow the steps below.





Test Yourself

Students who ace exams do so because they test themselves, and then learn from their mistakes, over and over again. On MST, we provide you with the tools to do just that! You have two ways to test yourself -- (1) via a “mastery assessment” and (2) via mock test papers.



★ Mastery Assessment

My Home Tab

My Home

Welcome Kimi, what would you like to do today?

- Learn/Revise**
Click here if you want to learn something new, or revise something that you've already learned
- Get Answers**
Click here if you need us to help you solve a question or explain a particular concept to you
- Test yourself**
Click here to assess how good you are, and identify areas of weakness so that you can directly work on those areas
- Socialise**
Click here to socialise with members of your community, including entering live video and text-chat sessions
- Get & Submit Assignments**
Click here to get and submit work that your teachers have assigned to you

Task List Open your to-do

Test yourself
Click here to assess how good you are, and identify areas of weakness so that you can directly work on those area

Click Here
To assess how good you are, and identify areas of weakness so that you can directly work on those area

My Subjects


You can also go to **My Subjects Tab** to identify areas of weakness so that you can directly work on those areas


Test how good you are (continued...)

Mastery Assessment


Pop-up

✕

 **Test yourself**

 **Test how good you are**

Click here to take our mastery assessment so as to figure out how good you are in a particular subject/topic, and get an individualised diagnostic report which details all your weak areas

 **Mock Papers**


Click here and we will create mock exam papers for you to try, based on subjects, topics and difficulty levels of your choice

Close






Choose Subject

Pop-up

✕

 **Test how good you are**

Select a subject in which you want to test yourself

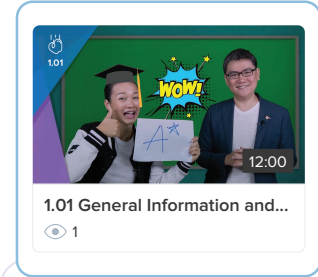
 IGCSE Physics 0625 ✔ 67% ✖ 32%	 IGCSE Chemistry ✔ 22% ✖ 12%
 IGCSE Maths ✔ 88% ✖ 75%	 IGCSE Business Studies ✔ 0% ✖ 0%
 A Level Physics ✔ 21% ✖ 18%	

Back **Continue**

Test how good you are (continued...)

Click Here
To select subject

- IGCSE Physics 0625
- IGCSE Biology 0610
- IGCSE A. Maths 0606
- IGCSE Economics
- IGCSE Chemistry 0620



Click Here
To watch video

My Subjects Tab
My Subjects

Click Here
To take Mastery
Assessment

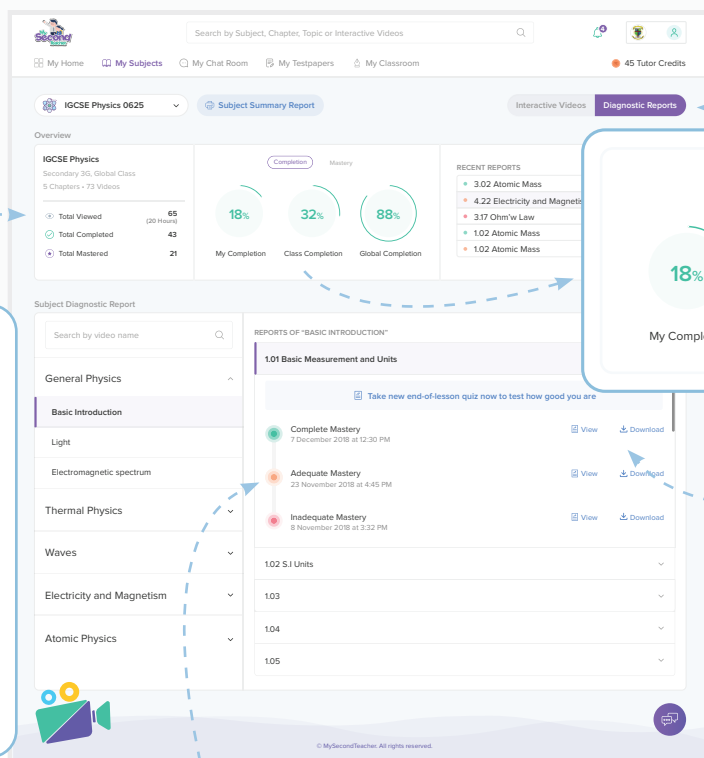
Diagnostics Report for 1.05 Mass and Weight
Take end-of-lesson quiz now to test how good you are

Test how good you are (continued...)

Understanding the Diagnostic Report

Click Here
For Diagnostic Reports

Interactive Videos **Diagnostic Reports**



- Total Viewed** 65 (20 Hours)
Number of times you have viewed video lessons
- Total Completed** 43
Total number of video lessons you have completed
- Total Mastered** 21
Total number of video lessons you have mastered

Completion Mastery

18% 32% 88%

My Completion Class Completion Global Completion

View Download

Click Here
View and Download
the report

- Complete Mastery**
It means you have complete understanding of the topic
- Adequate Mastery**
It means you have adequate understanding of the topic but with a little more effort you can achieve complete mastery
- Inadequate Mastery**
It means you need to put more effort to understand the topic



Test Yourself

Generate your very own mock test papers, complete with marking schemes! You have the option to select subjects, topics, and even difficulty levels, thus allowing an unparalleled level of personalised test preparation.



Mock Papers

My Home Tab

My Home

Welcome Kimi, what would you like to do today?

Learn/Revise
Click here if you want to learn something new, or revise something that you've already learned

Get Answers
Click here if you need us to help you solve a question or explain a particular concept to you

Test yourself
Click here to assess how good you are, and identify areas of weakness so that you can directly work on those areas

Socialise
Click here to socialise with members of your community, including entering live video and text-chat sessions

Get & Submit Assignments
Click here to get and submit work that your teachers have assigned to you

Task List Open your to-do

Test yourself
Click here to assess how good you are, and identify areas of weakness so that you can directly work on those areas

Click Here

To assess how good you are, and identify areas of weakness so that you can directly work on those area

My Testpapers

My Testpapers

You can also go to **My Testpapers Tab** to identify areas of weakness so that you can directly work on those area

Mock Papers (continued...)

Pop-up

Test yourself

Test how good you are

Click here to take our mastery assessment so as to figure out how good you are in a particular subject/topic, and get an individualised diagnostic report which details all your weak areas

Close

Mock Papers

Click here and we will create mock exam papers for you to try, based on subjects, topics and difficulty levels of your choice

My TestPapers Tab

My TestPapers

Search by Subject, Chapter, Topic or Interactive Videos

My Home | My Subjects | My Chat Room | **My Testpapers** | My Classroom | 45 Tutor Credits

Search Testpaper | All Subjects | Reset Filters | Buy Testpaper

All Testpaper (8)

+

Generate Testpaper
(2 Remaining)

Test Paper 1

IGCSE Physics
Testpaper generated on March 4, 2020

Practice Set 1 for Winter Vacation

IGCSE Chemistry
Testpaper generated on March 2, 2020

Practice Set 1

IGCSE Business Studies
Testpaper generated on March 1, 2020

Test Paper 1

IGCSE Maths Testpaper
generated on February 20, 2020

Practice Set 2

IGCSE Physics
Testpaper generated on March 4, 2020

Practice Set 1 for Summer

IGCSE Maths Testpaper
generated on December 19, 2019

Test Paper 1

IGCSE Maths Testpaper
generated on December 19, 2019

Test Paper 1

IGCSE Physics
Testpaper generated on March 4, 2020

Click Here To generate testpaper

Select Question Type

Question Type*

Multiple Choice

Open-Ended

Practical

Select No. of Questions

No. of Questions*

1

2

3

Choose Chapters/Topics

- 1. General Physics
 - 1.1. Length and time
 - 1.2. Motion
 - 1.3. Mass and weight
 - 1.4. Density
 - 1.5. Forces
 - 1.6. Momentum
 - 1.7. Energy, work and power
 - 1.8. Pressure
- 2. Thermal Physics
 - 2.1. Simple Kinetic molecular model of matter
 - 2.2. Thermal properties and temperature
 - 2.3. Thermal Process
- 3. Properties of waves, including light and sound
 - 3.1. General wave properties
 - 3.2. Light
 - 3.3. Electromagnetic spectrum
 - 3.4. Sound

Generate Test Paper

Generate test papers and worksheets with marking schemes based on real past-year papers

Test Paper Title*
Paper 1 for Grade 10

Description
Description.....

Subject*
Physics

Use Secret Questions

Section 1

Type of question*
Multiple Choice Question (MCQ)

No. of Question*
4

Chapters/Topics
1.2, 1.4, 1.5, 1.8, 2, 4, 6

Difficulty
Medium

Note: All Chapters/Topics and any difficulty is selected by default

+ Add New Section (4 Remaining)

Generate Testpaper

Set Difficulty

Easy

Medium

Hard

Question Paper

Question Paper

mySecondTeacher TestPaper Demo

This is a demo testpaper for Cambridge IGCSE.

Section 1

1. The speed of light in a vacuum is 3.0 x 10⁸ m/s. Calculate the wavelength of light with a frequency of 5.0 x 10¹⁴ Hz.

2. What does it mean for a material to be a conductor?

Marking Scheme

mySecondTeacher TestPaper Demo

This is a demo testpaper for Cambridge IGCSE.

Question	Answer	Marks	Guidance
1	600	1	
2	Conductor	1	
3	600	1	
4	Conductor	1	



Socialise

Participate in virtual or text-chat sessions scheduled by your teachers with an experience that resembles a typical classroom.



Teacher's Session

My Home Tab

My Home

Welcome Kimi, what would you like to do today?

- Learn/Revise**
Click here if you want to learn something new, or revise something that you've already learned
- Get Answers**
Click here if you need us to help you solve a question or explain a particular concept to you
- Test yourself**
Click here to assess how good you are, and identify areas of weakness so that you can directly work on those areas
- Socialise**
Click here to socialise with members of your community, including entering live video and text-chat sessions
- Get & Submit Assignments**
Click here to get and submit work that your teachers have assigned to you

Task List

Expand to View Scheduled Classes

Scheduled Classes		Assignments	
Chat Session A (10:00 AM - 11:00 AM)		Home Work Chem1	Jump to Page
Individual session with Teacher Kelvin (10:00 AM - 11:00 AM)	Join Session	Chemistry Assignment 3	
Chemistry Classroom A (10:00 AM - 11:00 AM)			

Socialise
Click here to socialise with members of your community, including entering live video and text-chat sessions

Click Here
To socialise with members of your community including entering live video and text-chat sessions

My Classroom

You can also go to **My Classroom Tab** to enter live video session

Teacher's Session (continued...)

Pop-up

Socialise
✕

Teacher's Session

Click here to see all your live video or text-chat sessions scheduled by your teacher(s). After reviewing the session cards, click on "Join Session" to join that session.

Text Chat

Click here to join **My Chat Room** page where you can socialise with your community.

To download our user guide, [click here](#).

Close

Under **Teacher's Session Tab** you will find the list of all teacher's sessions

Teacher's Session

Assignments

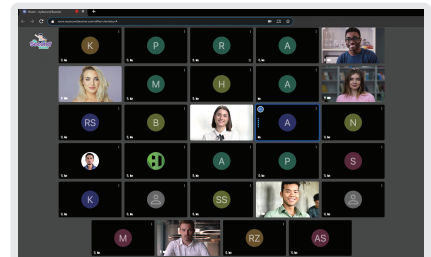
My Classroom Tab

My Classroom

© MySecondTeacher. All rights reserved.

You can also **Click Join Classroom** to join the session

Join Classroom




*the red "time now" is a future feature



Socialise

Communicate with your teacher and classmates through a versatile chatroom with the ability to share files and documents.



Text Chat

My Home Tab

My Home

Welcome Kimi, what would you like to do today?

- Learn/Revise**
Click here if you want to learn something new, or revise something that you've already learned
- Get Answers**
Click here if you need us to help you solve a question or explain a particular concept to you
- Test yourself**
Click here to assess how good you are, and identify areas of weakness so that you can directly work on those areas
- Socialise**
Click here to socialise with members of your community, including entering live video and text-chat sessions
- Get & Submit Assignments**
Click here to get and submit work that your teachers have assigned to you
- Task List**

© MySecondTeacher. All rights reserved.

Socialise
Click here to socialise with members of your community, including entering live video and text-chat sessions

Click Here
To socialise with members of your community which includes live video and text-chat sessions

My Home My Subjects **My Chat Room** My Testpapers My Classroom 45 Tutor Credits

My Chat Room

You can also go to **My Chat Room Tab** for text-chat sessions

Text Chat (continued...)

Pop-up

Socialise

Teacher's Session

Click here to see all your live video or text-chat sessions scheduled by your teacher(s). After reviewing the session cards, click on "Join Session" to join that session.

Text Chat

Click here to join **My Chat Room** page where you can socialise with your community.

To download our user guide, [click here](#).

Close

My Chat Room Tab

My Chat Room

Search by Subject, Chapter, Topic or Interactive Videos

My Home My Subjects **My Chat Room** My Testpapers My Classroom 45 Tutor Credits

My Chat Room

Kimi

Search Channels

Channel Name

- #Innovatetech Channel
- #IGCSE Physics
- #IGCSE Maths
- #IGCSE Chemistry

Innovatetech Channel

asmita+teacher@innovatetech.co
Hello

Apr 11, 18:06

asmita+teacher@innovatetech.co
Please study 1.12 today.

Apr 11, 18:07

asmita+teacher@innovatetech.co
I will be talking a test soon based on that lesson. So be prepared 😬

Apr 11, 18:07

pratik bhandari
Hello testing

Apr 14, 12:24

Send a message...

Members (30)

Search Members

OPERATORS

- Angle
- Abiral
- Prashish

MEMBERS

- Kimi (You)
- Himal
- Kreeti

MEMBERS (VIEW ONLY)

- Buddhi
- Sujan
- Sanjay

Click Here
Add channel

Click Here
To add members either by searching from the list or by clicking add button. The members added can have different set of privileges



Get & Submit Assignments

Find all your assignments under one tab and receive grades and feedback.



My Home Tab

My Home

Welcome Kimi, what would you like to do today?

Learn/Revise
Click here if you want to learn something new, or revise something that you've already learned

Get Answers
Click here if you need us to help you solve a question or explain a particular concept to you

Test yourself
Click here to assess how good you are, and identify areas of weakness so that you can directly work on those areas

Socialise
Click here to socialise with members of your community, including entering live video and text-chat sessions

Get & Submit Assignments
Click here to get and submit work that your teachers have assigned to you

Expand to View Assignments

Task List Collapse your to-do

Today Tomorrow

Scheduled Classes

Chat Session A (10:00 AM - 11:00 AM)

Individual session with Teacher Kelvin (10:00 AM - 11:00 AM) Join Session

Chemistry Classroom A (10:00 AM - 11:00 AM)

Assignments

Home Work Chem1 Jump to Page

Chemistry Assignment 3

Get & Submit Assignments
Click here to get and submit work that your teachers have assigned to you

Click Here
Get and submit assignments that your teachers have assigned to you

Search by Subject, Chapter, Topic or Interactive Videos

My Home My Subjects My Chat Room My Testpapers My Classroom

45 Tutor Credits

My Classroom

You can also go to **My Classroom Tab** to enter live video session

Get and Submit Assignments (continued...)

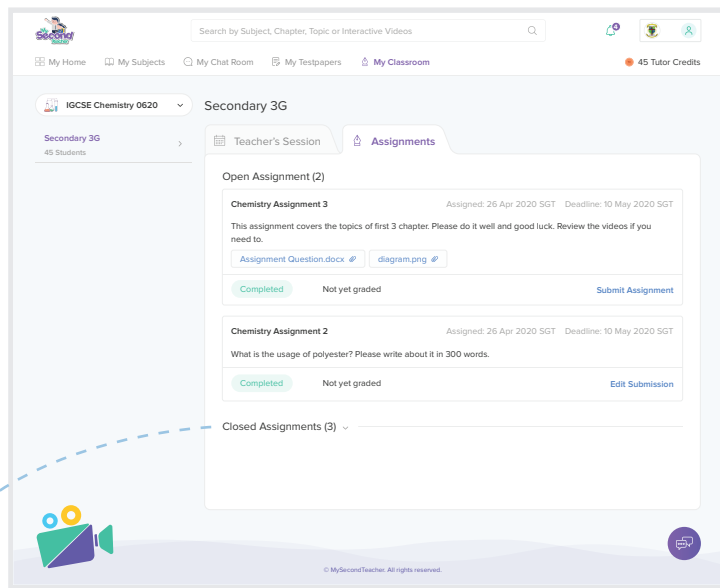
Under **Teacher's Assignment Tab**, you will find a list of all assignments that your teacher has assigned to you

The screenshot shows the 'My Classroom' interface. At the top, there are navigation tabs: 'Teacher's Session' and 'Assignments'. The 'Assignments' tab is highlighted with a blue circle. Below the tabs, there is a search bar and navigation links. The main content area shows a list of assignments under the heading 'Open Assignment (2)'. The first assignment is 'Chemistry Assignment 3', which is 'Pending' and 'Not yet graded'. It has a 'Submit Assignment' button. The second assignment is 'Chemistry Assignment 2', which is 'Completed' and 'Not yet graded'. It has an 'Edit Submission' button. Below this is a section for 'Closed Assignments (3)'. A callout box with the text 'Click Here Submit Assignment' points to the 'Submit Assignment' button. Another callout box with the text 'My Classroom Tab' points to the 'My Classroom' tab. A third callout box with the text 'Submit Assignment' points to the 'Submit Assignment' button in the assignment card.

The 'Submit Assignment' pop-up form is displayed. It has a title 'Submit Assignment' and a close button (X) in the top right corner. The form contains the following information:

- Chemistry Assignment 3**
- Assigned: 26 April 2020 Deadline: 10 May 2020
- This assignment covers the topics of first 3 chapter. Please do it well and good luck. Review the videos if you need to.
- Attachments: Assignment Question.docx, diagram.png
- Remarks: A text input field with the placeholder 'Enter your remarks here...'
- Your Submission: A file input field containing 'report.docx' with a 'Remove' button, and another input field for 'Enter an URL or click on attachment icon to upload file' with an 'Add Another' button.
- Submit Assignment button

Get and Submit Assignments (continued...)



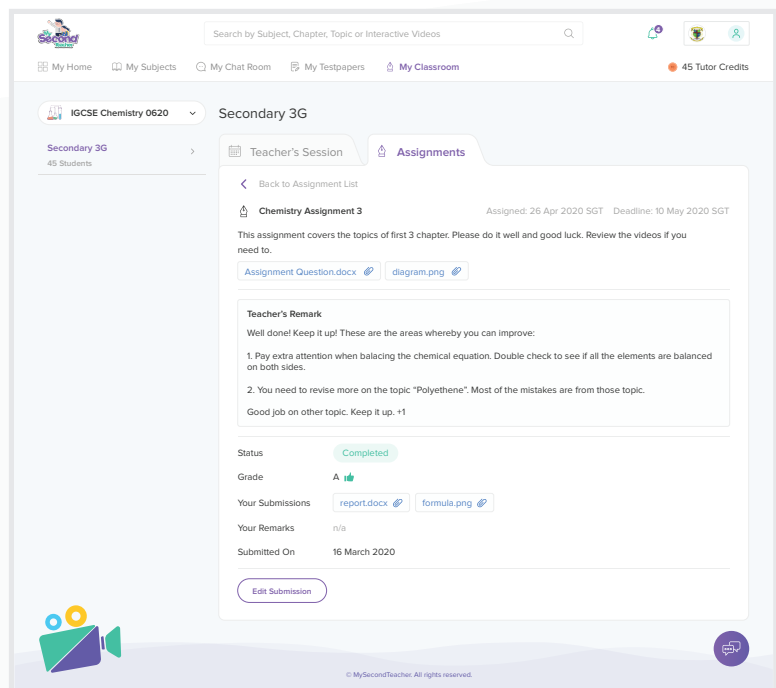
Closed Assignments (3) ^

Sort by **Assignment Name** v

Chemistry Assignment 2	Assigned: 26 Apr 2020 SGT Deadline: 10 May 2020 SGT
Completed Grade: A 🍏	View Assignment Report
Chemistry Assignment 1	Assigned: 26 Apr 2020 SGT Deadline: 10 May 2020 SGT
Missed Grade: F	View Assignment Report
Chemistry Work 1	Assigned: 26 Apr 2020 SGT Deadline: 10 May 2020 SGT
Completed Grade: C	View Assignment Report

Click Here View Assignment Report

View Assignment Report



Need more information?

Some teachers use mySecondTeacher for **flip learning**. Others use our platform to help students **prepare for tests and examinations**. Some teachers even use our platform to aid them with **differentiated learning**, or as extensions of themselves so that their students have **out-of-school academic support**. We are happy to work with you in any manner that you deem fit. Hence, contact us if you'd like to explore ideas on working together!



/mysecondteacher



/mysecondteacher



support@mysecondteacher.com



www.mysecondteacher.com

Ready for more?

Explore the platform on app.mysecondteacher.com

We are available on demand **24X7** to assist you. We hope to support you through your journey at **mySecondTeacher**.

Happy Learning!